

Climatic/ Environmental Test Chamber

TCE Series





Features

- Incomparable & Consistent Performance Even At Low Temperatures & Low Humidity Values
- No Frosting On Viewing Window Even At Low Temperatures
- Automatic Control System System Refrigerant
- Capable To Handle High Heat Loads Test Samples / Test Environment
- Ergonomically Designed To Realize 85 C & 95 % RH (High Temperature & High Humidity) Test Conditions
- Excellent Control Ability To Stabilize Test Conditions Like Ultra Low Temperatures

Specifications

Models			TCE 64-70H-3K	TCE 150-70H-3K	TCE 300-70H-3K	TCE 600-70H-3K	TCE 950-70H-3K	TCE 1400-70H-3K
Internal Volumes(L)			64	150	300	600	950	1400
Dimensions	Inner Dimensions (mm)	W	400	550	650	800	1000	1100
		D	400	400	600	850	1000	1350
		H	400	700	800	900	950	950
	Outer Dimensions (mm)	W	650	800	900	1100	1250	1350
		D	1200	1550	1700	2000	2100	2200
		H	1600	1950	2000	2150	2200	2200

Temperature	Temperature Range	-40°C to 180°C and -70°C to 180°C
	Temperature Fluctuation	±1°C
	Temperature Uniformity / Gradient	< 1000 Litres: ≤1.5°C. 1000 to 2000 Litres: ≤ 2.0°C. > 2000 Litres: ≤ 2.5°C.
	Ramp Rate	3/5/10/15/20 °C/Min

Relative Humidity	Relative Humidity Range	10%RH to 98%RH
	Relative Humidity Fluctuation	±3 %RH
	Relative Humidity Uniformity / Gradient	±1 %RH





FEATURES: |

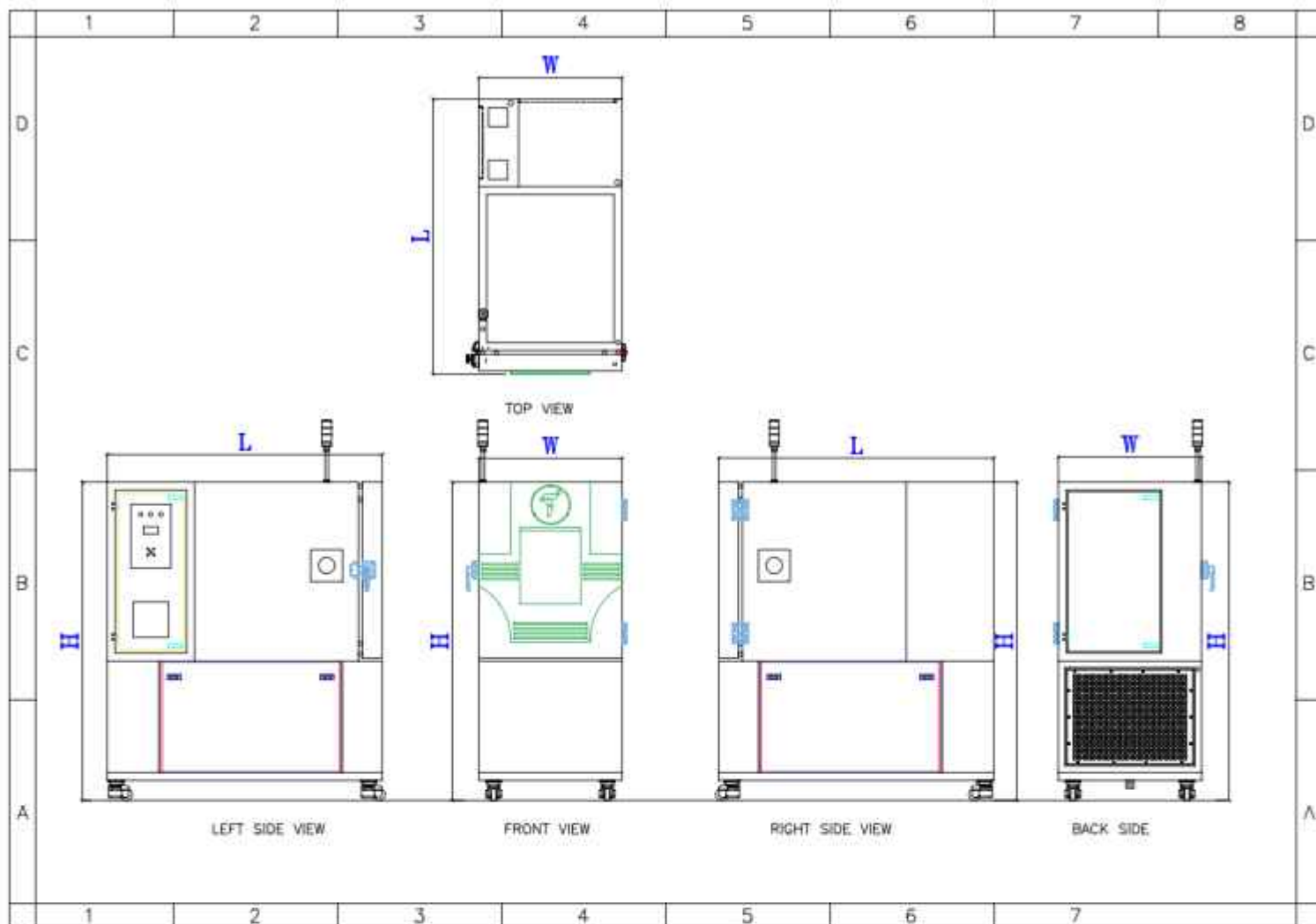
- 7" Resistive Analog Colour Touch Screen with WVGA 16M Colour capabilities, 800x 480 Pixels with LED back light
- 99 independent programs can be stored with name and number. Each of these programs have segments which can be looped to a previous segment and repeated up to 999 cycles.
- Real time trend graph for temperature set value, temperature process value, humidity set value and humidity process value. Options of zoom in/out, pan and individual plot selection.
- Multi level security of guest, user, admin and factory level users with individual password protection All settings can be reset to factory defaults using admin login.
- USB Type-A host port to connect a keyboard or mouse or download CSV data via pen drive [max 2GB] USB Type-B data port for connection to PC for software upgrade and access memory card storage.

Specifications




Installation Site Requirements

Models	TCE 64-70H-3K	TCE 150-70H-3K	TCE 300-70H-3K	TCE 600-70H-3K	TCE 950-70H-3K	TCE 1400-70H-3K
Power Supply Requirement	400-415VAC +/-5% 3 Phase 50/60Hz 4-wire and Earth.					
Connected Load (Max)	5kw	7kw	7kw	10kw	10kw	15kw
Chamber Drain	1/2" BSP Female Threaded provision (Gravity Drain)					
Water Supply	Continues Demineralized/Deionised water supply connection					
Max Water Consumption	10 Litres Day	12 Litres Day	16 Litres Day	20 Litres Day	24 Litres Day	28 Litres Day
Condenser	Standard: Air-cooled condenser Optional: Water-cooled condenser					
Max Noise Level (dbA) Measured @ 1 meter distance	75	75	75	78	78	82
Ambient Condition	15 deg C to 25 deg C and 10%RH to 90%RH for air cooled systems					





Remarks:

-  All Specifications Are Subject To Change Anytime Without Prior Notice Due To Continuous Modifications , Customer Is Requested To Consult / Reconfirm The Factory Before Placing The Order
-  Ramp Rate For Heating / Cooling Are As Per Ice -60068-3-5, & Ice 60068-3-6, For Empty Chamber @25 Deg C Ambient Conditions & Power Supply Of 50 Hz With Rated Power Supply Conditions
-  Dimensions Are Without Considerations Of External Projections Like Hinges / Locks / Hmi , Handle Etcz

